



Anas Karakutsa
BASIC COMPUTER-AIDED DRAFT (HYBRID) (DFTG1309 81221S)

BC Survey - Results 2022 Fall (16-Week - 221S), BASIC COMPUTER-AIDED

Dear Instructor,

Below are the 2022 Fall (16-Week - 221S) survey results for "BASIC COMPUTER-AIDED DRAFT (HYBRID) (DFTG1309 81221S)".

The overall indicator is listed first.

The second part of the analysis lists the average values of all individual questions.

Comments are listed at the report's end.

If you have any further questions, please reach out to a member of PIER.

Best regards,

Robert Wood
Assistant Research Analyst
Brazosport College
500 College Drive
Lake Jackson, TX 77566
(979)-230-3189
robert.wood@brazosport.edu

Anas Karakutsa
2022 Fall (16-Week - 221S)
BASIC COMPUTER-AIDED DRAFT (HYBRID) (DFTG1309 81221S)
No. of responses = 4



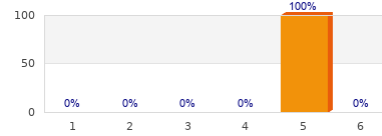
Survey Results

3. Level of Agreeance:

| 3.1) Instructions for course activities and assignments were clear. | strongly disagree | <table><tr><th>Rating</th><th>Percentage</th></tr><tr><td>1</td><td>0%</td></tr><tr><td>2</td><td>0%</td></tr><tr><td>3</td><td>0%</td></tr><tr><td>4</td><td>25%</td></tr><tr><td>5</td><td>75%</td></tr><tr><td>6</td><td>0%</td></tr></table> | Rating | Percentage | 1 | 0% | 2 | 0% | 3 | 0% | 4 | 25% | 5 | 75% | 6 | 0% | N/A | n=4 av.=4.8 md=5 dev.=0.5 |
|---|-------------------|--|--------|------------|---|----|---|----|---|-----|---|-----|---|------|---|----|-----|------------------------------------|
| Rating | Percentage | | | | | | | | | | | | | | | | | |
| 1 | 0% | | | | | | | | | | | | | | | | | |
| 2 | 0% | | | | | | | | | | | | | | | | | |
| 3 | 0% | | | | | | | | | | | | | | | | | |
| 4 | 25% | | | | | | | | | | | | | | | | | |
| 5 | 75% | | | | | | | | | | | | | | | | | |
| 6 | 0% | | | | | | | | | | | | | | | | | |
| 3.2) The workload in this course was well distributed throughout the term. | strongly disagree | <table><tr><th>Rating</th><th>Percentage</th></tr><tr><td>1</td><td>0%</td></tr><tr><td>2</td><td>0%</td></tr><tr><td>3</td><td>0%</td></tr><tr><td>4</td><td>0%</td></tr><tr><td>5</td><td>100%</td></tr><tr><td>6</td><td>0%</td></tr></table> | Rating | Percentage | 1 | 0% | 2 | 0% | 3 | 0% | 4 | 0% | 5 | 100% | 6 | 0% | N/A | n=4 av.=5 md=5 dev.=0 |
| Rating | Percentage | | | | | | | | | | | | | | | | | |
| 1 | 0% | | | | | | | | | | | | | | | | | |
| 2 | 0% | | | | | | | | | | | | | | | | | |
| 3 | 0% | | | | | | | | | | | | | | | | | |
| 4 | 0% | | | | | | | | | | | | | | | | | |
| 5 | 100% | | | | | | | | | | | | | | | | | |
| 6 | 0% | | | | | | | | | | | | | | | | | |
| 3.3) The course was delivered as outlined in the syllabus. | strongly disagree | <table><tr><th>Rating</th><th>Percentage</th></tr><tr><td>1</td><td>0%</td></tr><tr><td>2</td><td>0%</td></tr><tr><td>3</td><td>0%</td></tr><tr><td>4</td><td>0%</td></tr><tr><td>5</td><td>100%</td></tr><tr><td>6</td><td>0%</td></tr></table> | Rating | Percentage | 1 | 0% | 2 | 0% | 3 | 0% | 4 | 0% | 5 | 100% | 6 | 0% | N/A | n=4 av.=5 md=5 dev.=0 |
| Rating | Percentage | | | | | | | | | | | | | | | | | |
| 1 | 0% | | | | | | | | | | | | | | | | | |
| 2 | 0% | | | | | | | | | | | | | | | | | |
| 3 | 0% | | | | | | | | | | | | | | | | | |
| 4 | 0% | | | | | | | | | | | | | | | | | |
| 5 | 100% | | | | | | | | | | | | | | | | | |
| 6 | 0% | | | | | | | | | | | | | | | | | |
| 3.4) Assessments/exams were based on material covered in assignments, readings, lectures, videos, group activities, etc. | strongly disagree | <table><tr><th>Rating</th><th>Percentage</th></tr><tr><td>1</td><td>0%</td></tr><tr><td>2</td><td>0%</td></tr><tr><td>3</td><td>0%</td></tr><tr><td>4</td><td>25%</td></tr><tr><td>5</td><td>75%</td></tr><tr><td>6</td><td>0%</td></tr></table> | Rating | Percentage | 1 | 0% | 2 | 0% | 3 | 0% | 4 | 25% | 5 | 75% | 6 | 0% | N/A | n=4 av.=4.8 md=5 dev.=0.5 |
| Rating | Percentage | | | | | | | | | | | | | | | | | |
| 1 | 0% | | | | | | | | | | | | | | | | | |
| 2 | 0% | | | | | | | | | | | | | | | | | |
| 3 | 0% | | | | | | | | | | | | | | | | | |
| 4 | 25% | | | | | | | | | | | | | | | | | |
| 5 | 75% | | | | | | | | | | | | | | | | | |
| 6 | 0% | | | | | | | | | | | | | | | | | |
| 3.5) The instructor made learning relevant to my field of study, career, or degree. | strongly disagree | <table><tr><th>Rating</th><th>Percentage</th></tr><tr><td>1</td><td>0%</td></tr><tr><td>2</td><td>0%</td></tr><tr><td>3</td><td>0%</td></tr><tr><td>4</td><td>0%</td></tr><tr><td>5</td><td>100%</td></tr><tr><td>6</td><td>0%</td></tr></table> | Rating | Percentage | 1 | 0% | 2 | 0% | 3 | 0% | 4 | 0% | 5 | 100% | 6 | 0% | N/A | n=4 av.=5 md=5 dev.=0 |
| Rating | Percentage | | | | | | | | | | | | | | | | | |
| 1 | 0% | | | | | | | | | | | | | | | | | |
| 2 | 0% | | | | | | | | | | | | | | | | | |
| 3 | 0% | | | | | | | | | | | | | | | | | |
| 4 | 0% | | | | | | | | | | | | | | | | | |
| 5 | 100% | | | | | | | | | | | | | | | | | |
| 6 | 0% | | | | | | | | | | | | | | | | | |
| 3.6) The instructor used a variety of instructional methods (examples: group discussions, student presentations, student activities, lab activities, online discussions, video assignments, case studies, etc.) | strongly disagree | <table><tr><th>Rating</th><th>Percentage</th></tr><tr><td>1</td><td>0%</td></tr><tr><td>2</td><td>0%</td></tr><tr><td>3</td><td>25%</td></tr><tr><td>4</td><td>0%</td></tr><tr><td>5</td><td>75%</td></tr><tr><td>6</td><td>0%</td></tr></table> | Rating | Percentage | 1 | 0% | 2 | 0% | 3 | 25% | 4 | 0% | 5 | 75% | 6 | 0% | N/A | n=4 av.=4.5 md=5 dev.=1 |
| Rating | Percentage | | | | | | | | | | | | | | | | | |
| 1 | 0% | | | | | | | | | | | | | | | | | |
| 2 | 0% | | | | | | | | | | | | | | | | | |
| 3 | 25% | | | | | | | | | | | | | | | | | |
| 4 | 0% | | | | | | | | | | | | | | | | | |
| 5 | 75% | | | | | | | | | | | | | | | | | |
| 6 | 0% | | | | | | | | | | | | | | | | | |
| 3.7) The instructor provided timely feedback on my assignments. | strongly disagree | <table><tr><th>Rating</th><th>Percentage</th></tr><tr><td>1</td><td>0%</td></tr><tr><td>2</td><td>0%</td></tr><tr><td>3</td><td>0%</td></tr><tr><td>4</td><td>0%</td></tr><tr><td>5</td><td>100%</td></tr><tr><td>6</td><td>0%</td></tr></table> | Rating | Percentage | 1 | 0% | 2 | 0% | 3 | 0% | 4 | 0% | 5 | 100% | 6 | 0% | N/A | n=4 av.=5 md=5 dev.=0 |
| Rating | Percentage | | | | | | | | | | | | | | | | | |
| 1 | 0% | | | | | | | | | | | | | | | | | |
| 2 | 0% | | | | | | | | | | | | | | | | | |
| 3 | 0% | | | | | | | | | | | | | | | | | |
| 4 | 0% | | | | | | | | | | | | | | | | | |
| 5 | 100% | | | | | | | | | | | | | | | | | |
| 6 | 0% | | | | | | | | | | | | | | | | | |
| 3.8) The instructor exhibited professional behavior, treated students respectfully, and used appropriate language during class. | strongly disagree | <table><tr><th>Rating</th><th>Percentage</th></tr><tr><td>1</td><td>0%</td></tr><tr><td>2</td><td>0%</td></tr><tr><td>3</td><td>0%</td></tr><tr><td>4</td><td>0%</td></tr><tr><td>5</td><td>100%</td></tr><tr><td>6</td><td>0%</td></tr></table> | Rating | Percentage | 1 | 0% | 2 | 0% | 3 | 0% | 4 | 0% | 5 | 100% | 6 | 0% | N/A | n=4 av.=5 md=5 dev.=0 |
| Rating | Percentage | | | | | | | | | | | | | | | | | |
| 1 | 0% | | | | | | | | | | | | | | | | | |
| 2 | 0% | | | | | | | | | | | | | | | | | |
| 3 | 0% | | | | | | | | | | | | | | | | | |
| 4 | 0% | | | | | | | | | | | | | | | | | |
| 5 | 100% | | | | | | | | | | | | | | | | | |
| 6 | 0% | | | | | | | | | | | | | | | | | |

3.9) The instructor provided grades within the stated timeframe.

strongly disagree

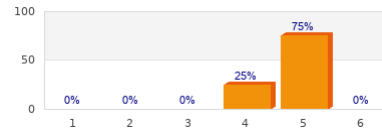


N/A

n=4
av.=5
md=5
dev.=0

3.10) The instructor was accessible to answer questions and explain material outside of class according to office hours.

strongly disagree



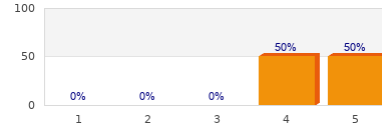
N/A

n=4
av.=4.8
md=5
dev.=0.5

4. Overall Satisfaction With This Course:

4.1) Please rate your overall satisfaction with the learning experience in this course.

Very Dissatisfied



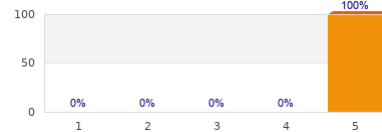
Very Satisfied

n=4
av.=4.5
md=4.5
dev.=0.6

5. Course Recommendation:

5.1) How likely are you to recommend this course with this instructor to a friend?

Very Unlikely




Very Likely

n=4
av.=5
md=5
dev.=0

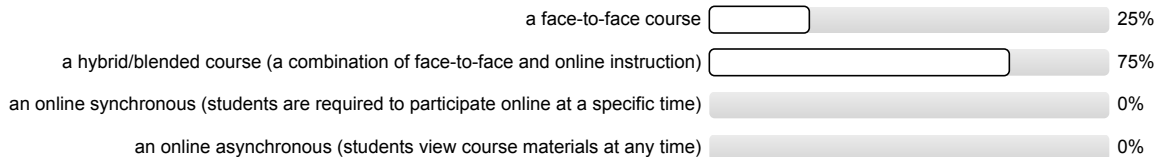
7. Student Demographics:

7.1) How many credits have you completed toward your degree or certificate?



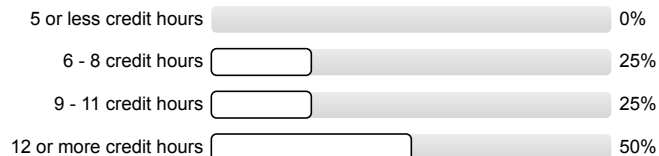
n=4

7.2) This course is instructed as:




n=4

7.3) This term I am currently enrolled in:




n=4

7.4) My current major is:



7.5) I am currently a high school student taking college courses.



Comments Report

6. Open Response:

6.1) What are the strengths of this course?

- It is computer based and is available on many computers on campus in case you do not have access at home.
- everthing is good
- my istructor has a way of saying things in a way to make sure everyone understand before she moves on, making learning much more enjoyable
- very informational and professor is very knowledgeable about the topic.

6.2) What changes would you recommend that would improve this course?

- N/A
- better division of online and class work for hybrid classes
- n/a

6.3) Any further, constructive comments?

- N/A
- n/a